

# Vibrafoam® SD26

For Vibration Isolation and Structure-Borne Noise Reduction

## Recommendations for elastic suspension

- **Material**  
Mixed cellular polyether-urethane

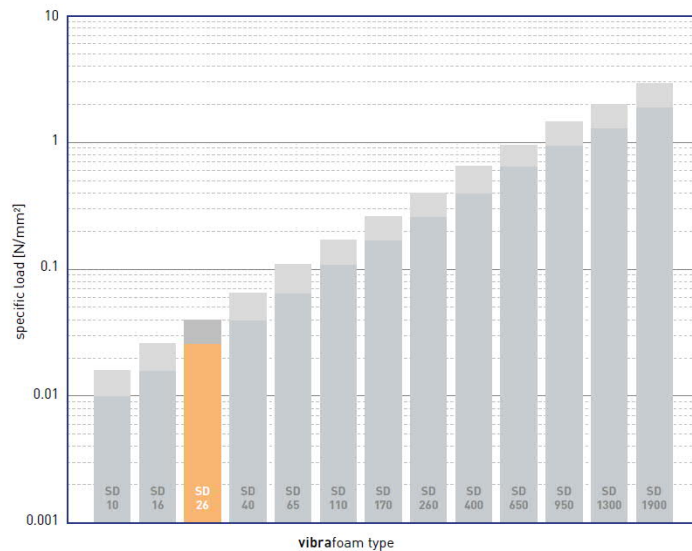
- **Colour**  
orange

### Range of application

- **Static continuous load**  
Up to 0.026 N/mm<sup>2</sup>
- **Operating range (static + dynamic)**  
Up to 0.040 N/mm<sup>2</sup>
- **Peak loads**  
1.0 N/mm<sup>2</sup>

Values depending on form factor and apply to form factor  $q = 3$

- **Delivery specifications**  
Thickness: 12.5 mm and 25 mm  
Mats: 0.5 m wide, 2.0 m long  
Stripes max. 2,0 m long  
Other dimensions on request



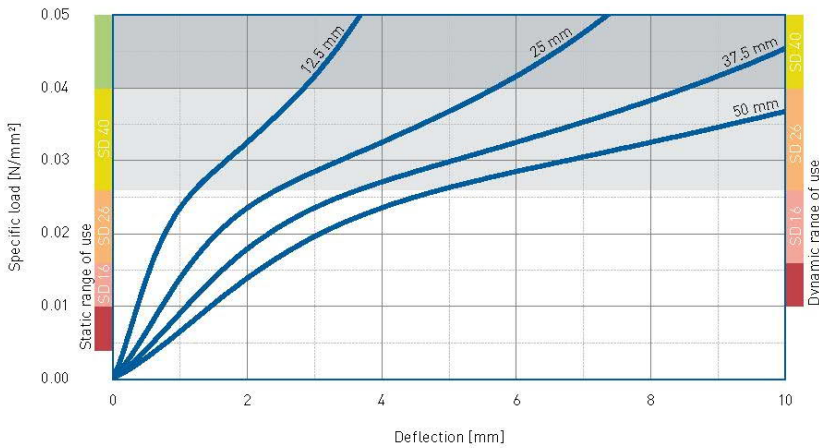
## Physical properties

Properties	Value	Test method	Comment
Mechanical loss factor <sup>(1)</sup>	0.22	DIN 53513 <sup>(2)</sup>	Guide value
Satic E-modulus <sup>(1)</sup>	0.129 N/mm <sup>2</sup>	DIN 53513 <sup>(2)</sup>	
Dynamic E-modulus <sup>(1)</sup>	0.443 N/mm <sup>2</sup>	DIN 53513 <sup>(2)</sup>	
Static shear moodulus <sup>(1)</sup>	0.09 N/mm <sup>2</sup>	DIN 53513 <sup>(2)</sup>	preload 0.026 N/mm <sup>2</sup>
Dynamic shear modulus <sup>(1)</sup>	0.17 N/mm <sup>2</sup>	DIN 53513 <sup>(2)</sup>	preload 0.026 N/mm <sup>2</sup> , 10 Hz
Resistance to strain	0.026 N/mm <sup>2</sup>		at 10% deformation
Residual compression set	<5 %	DIN EN ISO 1856	50%, 23°C, 70 h, 30 min after unloading
Tensile strength	>0.45 N/mm <sup>2</sup>	DIN 53455-6-4	minimum
Elongation at break	>400 %	DIN 53455-6-4	minimum
Tear resistance	>0.9	DIN ISO 34-1/A	
Rebound elasticity	50 %	DIN EN ISO 8307	± 10%
Specific volume resistance	>10 <sup>11</sup> Ω cm	DIN IEC 93	dry
Thermal conductivity	0.06 W/[m K]	DIN 52612-1	
Operating temperature	-30 to +70 °C		
Teamperature peak	+ 120 °C		
Inflammability	Class E / EN 13501-1	EN ISO 11925-1	normal flammable

<sup>(1)</sup> measured at maximum limit of static application range

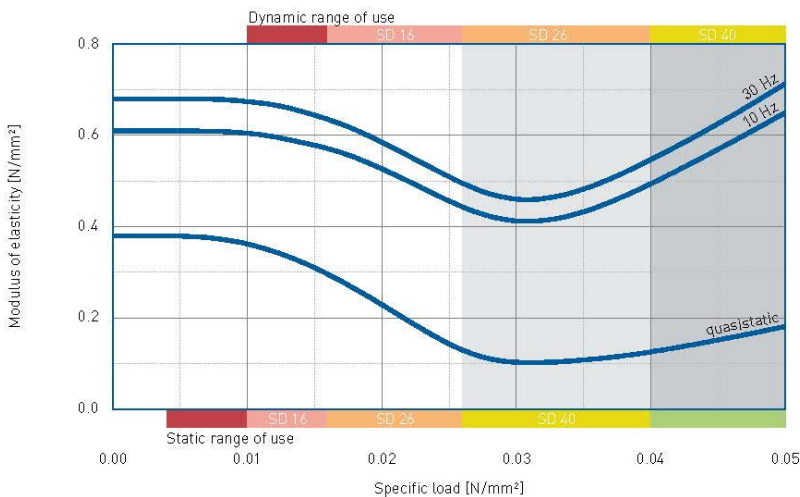
<sup>(2)</sup> test according to DIN 53513

**Load deflection curve**



Recording of the 3rd loading; testing between steel plates at room temperature measured with a deflection rate of 1% of the thickness per second. Form factor  $q = 3$

**Modulus of elasticity**

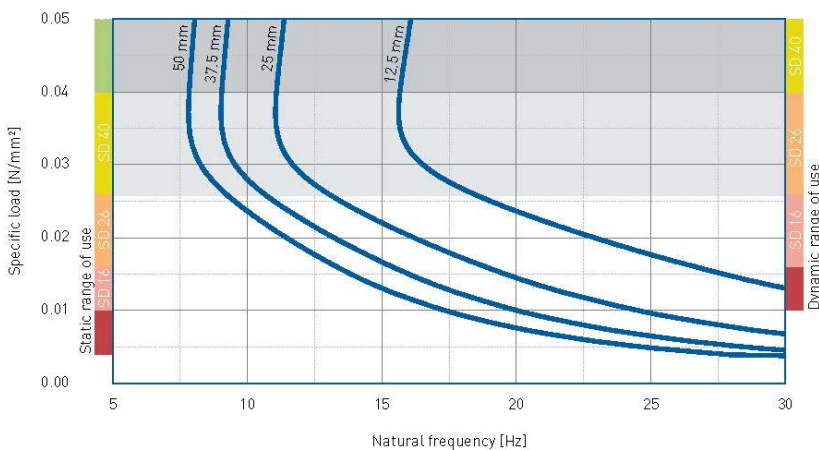


Dynamic test: sinusoidal excitation with an oscillating range of  $\pm 0.22$  mm at 10 Hz und  $\pm 0.08$  mm at 30 Hz.

Quasistatic modulus of elasticity: tangent modulus taken from the load deflection curve

Test according to DIN 53513  
 Form factor  $q = 3$

**Natural frequency**



E Natural frequency of a single-degree-of-freedom system consisting of a fixed mass and an elastic bearing consisting of vibrafoam® SD26 on a stiff subgrade.

Form factor  $q = 3$

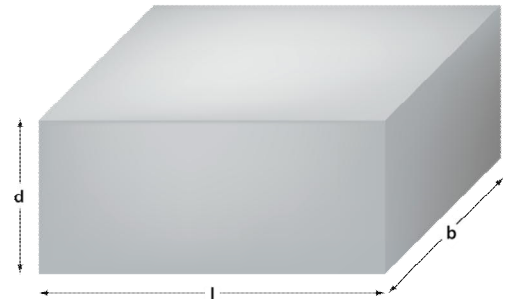
### Impact of form factor

The stiffness of elastomers depends on their geometry.

The form factor  $q$  is defined as the ratio of load-bearing area to bearing shell area.

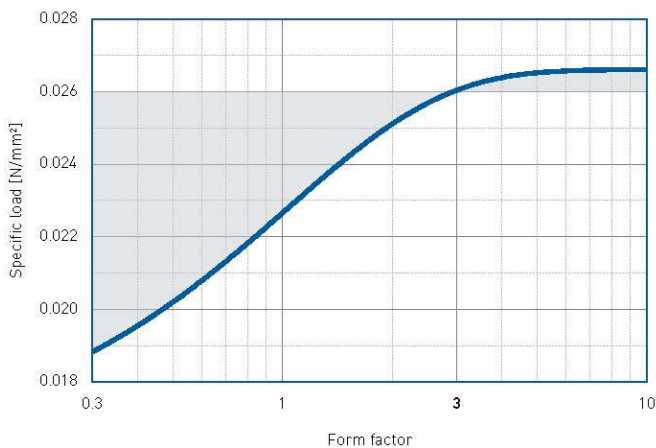
The following applies to the building block:

$$q = \frac{l \cdot b}{2 \cdot d \cdot (l + b)}$$

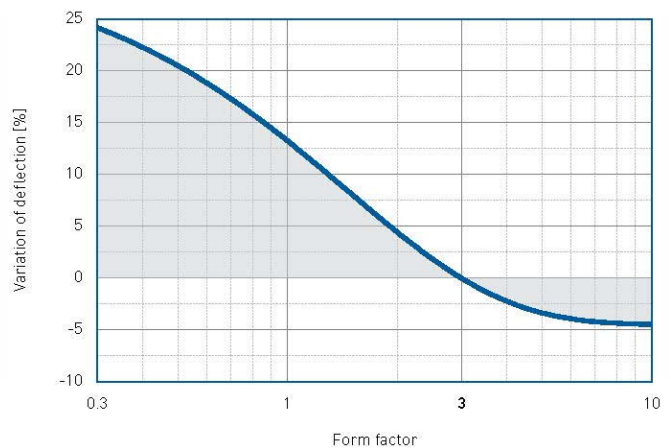


Correction values varying form factors  
specific load 0.01 N/mm<sup>2</sup>, form factor  $q=3$

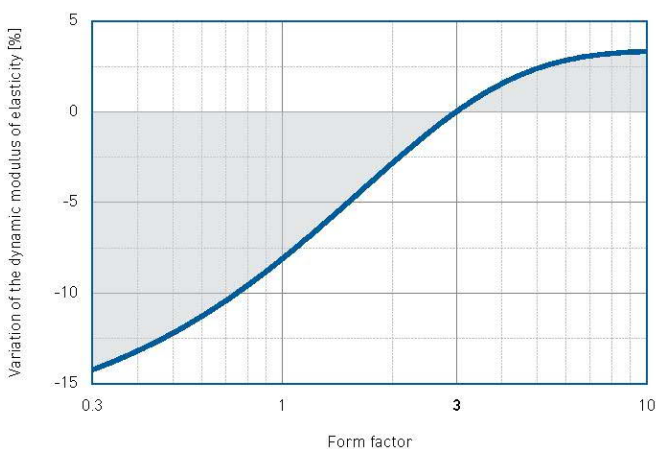
### Static load range



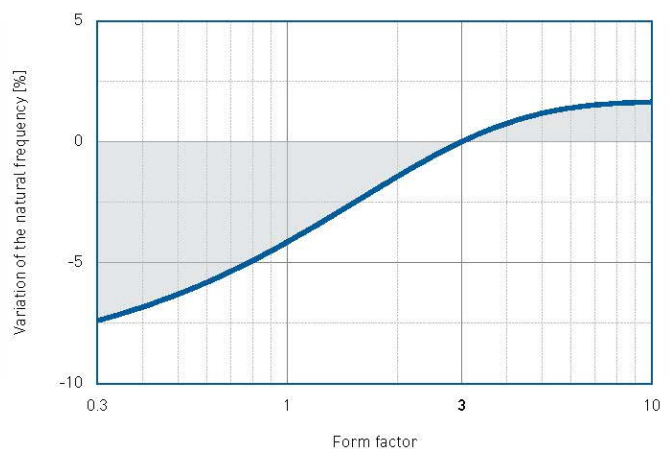
### Deflection



### Dynamic modulus of elasticity at 10 Hz



### Natural frequency



All information and data is based on our current knowledge. The data are subject to typical manufacturing tolerances and are not guaranteed. We reserve the right to amend the data. Vibradyn (Vibrafoam) is a registered trademark of KRAIBURG Relastec GmbH & Co. KG